

## THE TYPICAL ECD CENTRE

- 37 children & 2 ECD practitioners.
- 64% are in a building that is only used for ECD
- 21% are in private homes
- Is operating on a small income derived from fees (anything from R50/month in rural areas to R150/month in informal settlements)

### NEEDS IMPROVED INFRASTRUCTURE:

- 26% need better ventilation (windows)
- 34% need toilets
- 64% need tap water inside

- 30% need fencing
- 56% need outdoor equipment

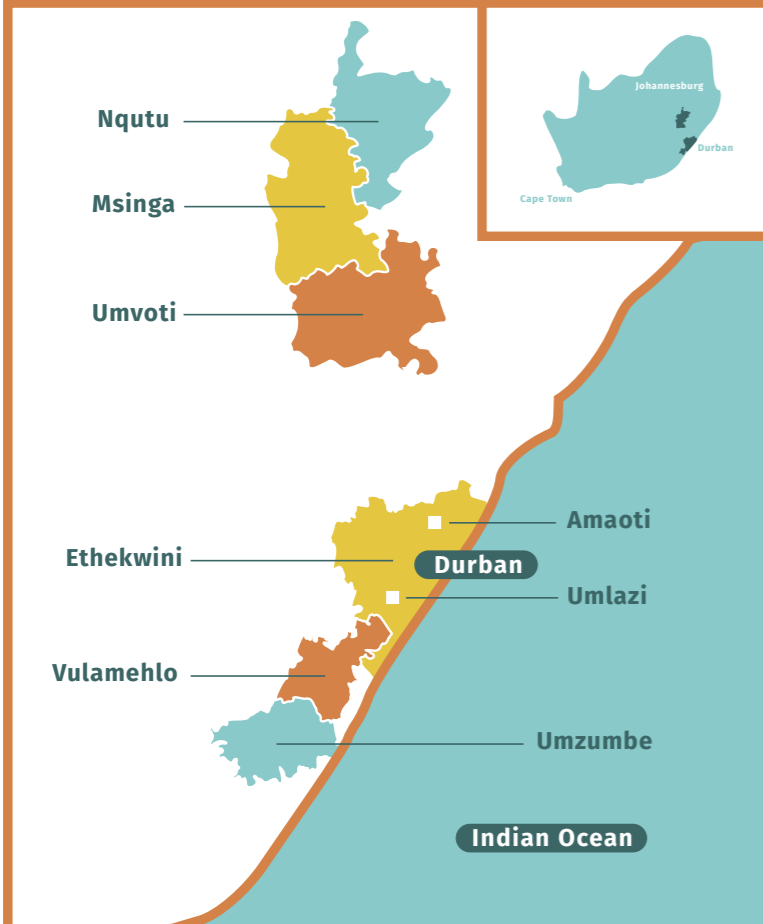
### NEEDS TRAINING FOR ITS MANAGEMENT AND STAFF

- 38% of centres have no trained staff
- Only 20% have the required number of trained practitioners

### NEEDS HELP GETTING REGISTERED

- 42% of centres are not registered with the Department of Social Development

## WE PILOTED ECD INFRASTRUCTURE SUPPORT SYSTEM IN 6 KWAZULU-NATAL MUNICIPALITIES



# 68%

*of centres have potential to meet norms and standards, and get registered, if they receive the right kind of support.*

## Contact us

**Liesel du Plessis**  
Project Preparation Trust

✉ lieseldp@pptrust.co.za

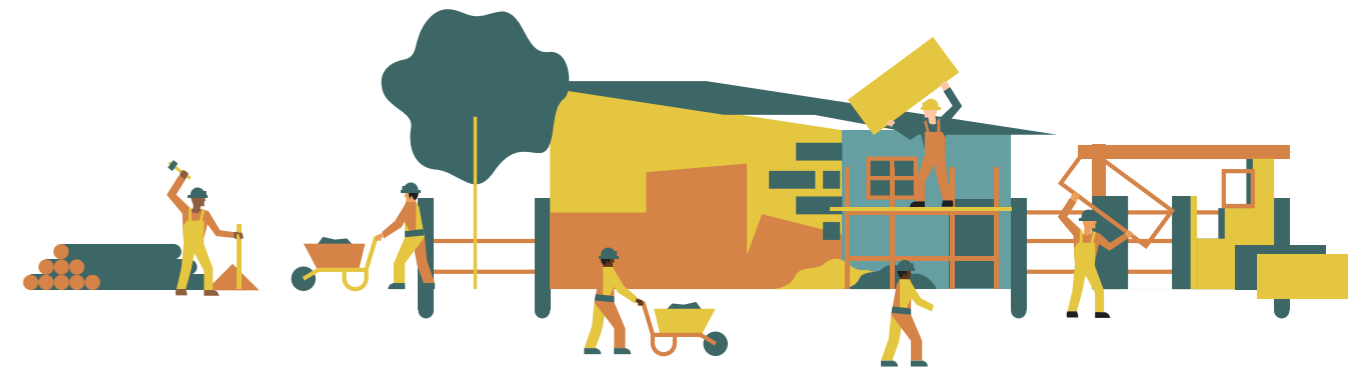
☎ +27 (0)82 655 7577

**Ayanda Mvovo**  
Ilifa Labantwana

✉ ayanda@ilifalabantwana.co.za

☎ +27 (0)71 198 8940

# ECD Infrastructure Support System



Over 3.8million children under five in South Africa don't have access to any early learning programme.

Of the remaining 2.5million who do, quality is a major problem. Quality is determined by a range of factors, including safe infrastructure, trained ECD practitioners and appropriate teaching materials. All of these require funding. In order to qualify for government funding, ECD centres require Partial Care Registration (PCR). Safe and adequate infrastructure is one of the major requirements for PCR.

This leaves ECD centres in a catch-22 situation. They need improved infrastructure to qualify for funding but they do not have funding to improve their infrastructure.

The ECD Infrastructure Support System was developed to help make decisions on how to allocate limited infrastructure and resources in the most cost-effective way to the ECD centres with the highest potential. This system is being tested through a collaboration between Ilifa Labantwana, Project Preparation Trust, KZN Department of Social Development, Assupol Community Trust and six local municipalities.

*The ECD Infrastructure Support System was developed to help make decisions on how to allocate limited infrastructure and resources in the most cost-effective way*

**Step 1:** Identify, map and survey all ECD centres

**Step 2:** Analyse the data determine the need

**Step 3:** Select priority centres for improvement

**Step 4:** Plan and cost improvements

**Step 5:** Find the funds

**Step 6:** Start building

**Step 7:** Complete registration process

## WHAT WE FOUND

| WHERE     | CENTRES | CHILDREN | WHERE                       | CENTRES | CHILDREN |
|-----------|---------|----------|-----------------------------|---------|----------|
| Vulamehlo | 52      | 1587     | Umvoti                      | 72      | 2444     |
| Umzumbe   | 102     | 3700     | Nquthu                      | 98      | 3938     |
| Msinga    | 110     | 3631     | eThekweni<br>(2 areas only) | 81      | 3909     |

90%

HAD STRUCTURAL DEFICITS. THIS POSES A SAFETY RISK TO CHILDREN

46%

OF SURVEYED CENTRES WERE UNREGISTERED

33%

CENTRES WERE UNKNOWN TO DSD

ONLY 36%

OF CENTRES, ATTENDED BY 8965 CHILDREN, WERE RECEIVING THE GOVERNMENT SUBSIDY

516  
CENTRES SURVEYED  
ATTENDED BY  
19109  
CHILDREN

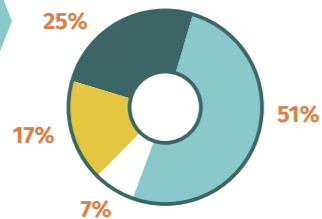
### 1 FIND & SURVEY ALL CENTRES

Knowing the location and condition of existing centres is the first step to improving their infrastructure. We developed a mobile data-collection tool and fieldworkers surveyed every centre that could be found in six KZN municipalities. 516 centres were surveyed.

### 2 ANALYSE THE DATA

The analysis found that 90% of the centres needed some kind of infrastructure improvement so that they can 1) be safe for children to attend, 2) offer a better quality ECD service, and 3) meet the national norms & standards so that they can register with DSD.

516 SURVEYED CENTRES



132 PRIORITY CENTRES

- ✓ 95% running for more than 5 years
- ✓ 76% have good potential
- ✓ 35% can achieve registration
- ✓ 48 The average number of children enrolled (ranges from 20 to 255 children)

Why not just build new centres?

improvements & new buildings

132 centres

R4 361 cost per child

It's much cheaper to improve what already exists than starting from scratch. Building a new centre costs between R15 500 & R29 000 per child. This is 3 to 5 times more expensive than improving existing centres.

20.6m total budget

POSSIBLE SOURCES OF FUNDING

- MUNICIPAL INFRASTRUCTURE GRANT
- MUNICIPAL WATER INFRASTRUCTURE GRANT
- INTEGRATED CITIES DEVELOPMENT GRANT
- URBAN SERVICE DEVELOPMENT GRANT
- LOCAL GOVERNMENT EQUITABLE SHARE
- NATIONAL DEVELOPMENT AGENCY ECD GRANT
- DSD ECD CONDITIONAL GRANT (Maintenance portion)
- NATIONAL LOTTERY DISTRIBUTION TRUST FUND
- PRIVATE DONORS

### 3 SELECT PRIORITY CENTRES

After categorising, we selected 132 priority centres for infrastructure improvement.

### 4 ASSESS, PLAN AND COST

We worked with quantity surveyors to assess and cost the building work needed. We developed a plan to improve the infrastructure of the 132 priority centres and costed it at R20.6mn. This equals R4 361 per child for a mix of improvements and new buildings.

### 5 FIND THE FUNDS

Once the plans to improve infrastructure have been drawn up and are in place, it's time to secure the funding.

### 6 START BUILDING

The process of the actual building will depend on the funder. Wherever possible, local builders and material suppliers will be used.

### 7 SCALE UP

A survey of all centres should be done in all South African municipalities. Once complete, it will inform plans to systematically support and improve existing ECD centres and to determine where new ones are required. A system is necessary so that a steady pipeline of projects can be developed and budgeted for, by local and national government.